

*Bihar:
Land of Limitless Opportunities
for Investors in
Textile & Leather Industry*



Department of Industries
Government of Bihar



Why Bihar

	Large Pool of Skilled Human Resources	Strategic Location, Strong Market Linkages and Huge Consumer Base	
	Endowed with Rich Water Resources and Raw Materials for Textile & Leather	Strong MSME Base and Exceptional Economic Growth	
	Robust Policy Support and Congenial Industrial Relation	Transparent and Pro-Active Governance	

Advantage Bihar: Supporting Infrastructure

Industrial Land Bank	<ul style="list-style-type: none"> ▶ 3000 acres of available Industrial Land Bank ▶ 741 industrial Area with good quality water and power supply ▶ Reduced land rates upto 80% of the Industrial area ▶ Online land allotment and services 	
Connectivity	<ul style="list-style-type: none"> ▶ One of the largest rail and road network in India ▶ Access to 7 Airports (3 in the State) ▶ Operational National Waterway (NW) 1 in Patna 	

Advantage Bihar: Education & Skill Development

Institutions for Higher Education in Bihar

- ▶ 35 Universities
- ▶ 15 Research Institutes
- ▶ 902 Colleges
- ▶ 55 Engineering Colleges (One in each district)
- ▶ 61 Polytechnic Colleges
- ▶ Apparel Training & Design Centre (ATDC), Patna
- ▶ Footwear Design & Development Institute (FDDI), Patna
- ▶ Institute of Silk Technology, Bhagalpur
- ▶ 6 Weaving and Designing Training Centre that provide various courses related to Textile.

Top Educational Institutions in Bihar



IIM, Bodh Gaya



IIT Patna



NIFT, Patna



NIT, Patna

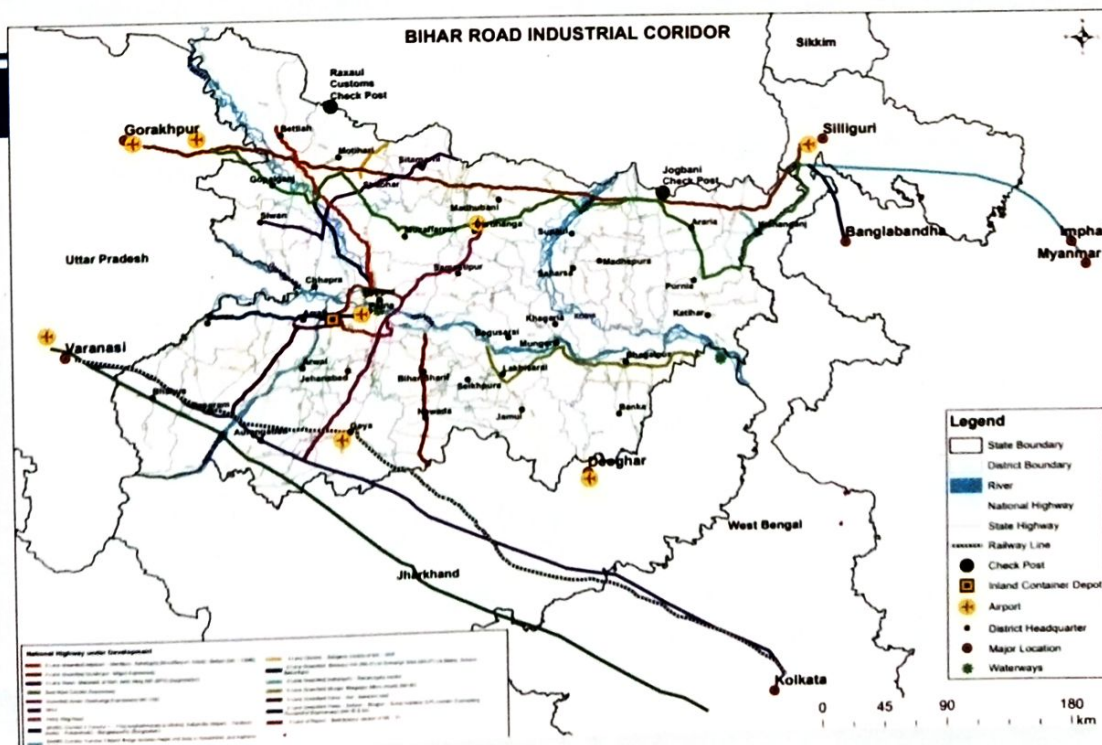


IIIT, Bhagalpur

Advantage Bihar: Industrial Corridors

Major Industrial Corridors

- ▶ AKIC (Amritsar Kolkata Industrial Corridor)
- ▶ EDFC (East Dedicated Freight Corridor)
- ▶ East West Corridor (Silchar-Portbandar)
- ▶ SAARC Corridor





Land availability along with leasing rates(Status as on September 2022)

S No	Name of Industrial Area	Name of District	Available Land* (in acres)	Land rate (Lakh / acre)
1	Industrial Area Bariyarpur	Muzaffarpur	433.91	62
2	Industrial Area, Nawanagar	Buxar	433.38	52
3	Industrial Area, Kumarbagh	West Champaran	337.36	69
4	Industrial Growth Centre Begusarai	Begusarai	209.35	72
5	Industrial Area Damodarpur	Muzaffarpur	165.61	62
6	Industrial Area Lohat Phase-I, Phase-II & Phase-III	Madhubani	143	38
7	Industrial Area Banmankhi	Purnea	118.55	53
8	Industrial Area Hathua, Phase-I & Phase-II	Gopalganj	105.29	59
9	Industrial Area, Supaul	Supaul	93.33	33
10	Industrial Area Mahbal	Muzaffarpur	80.67	62

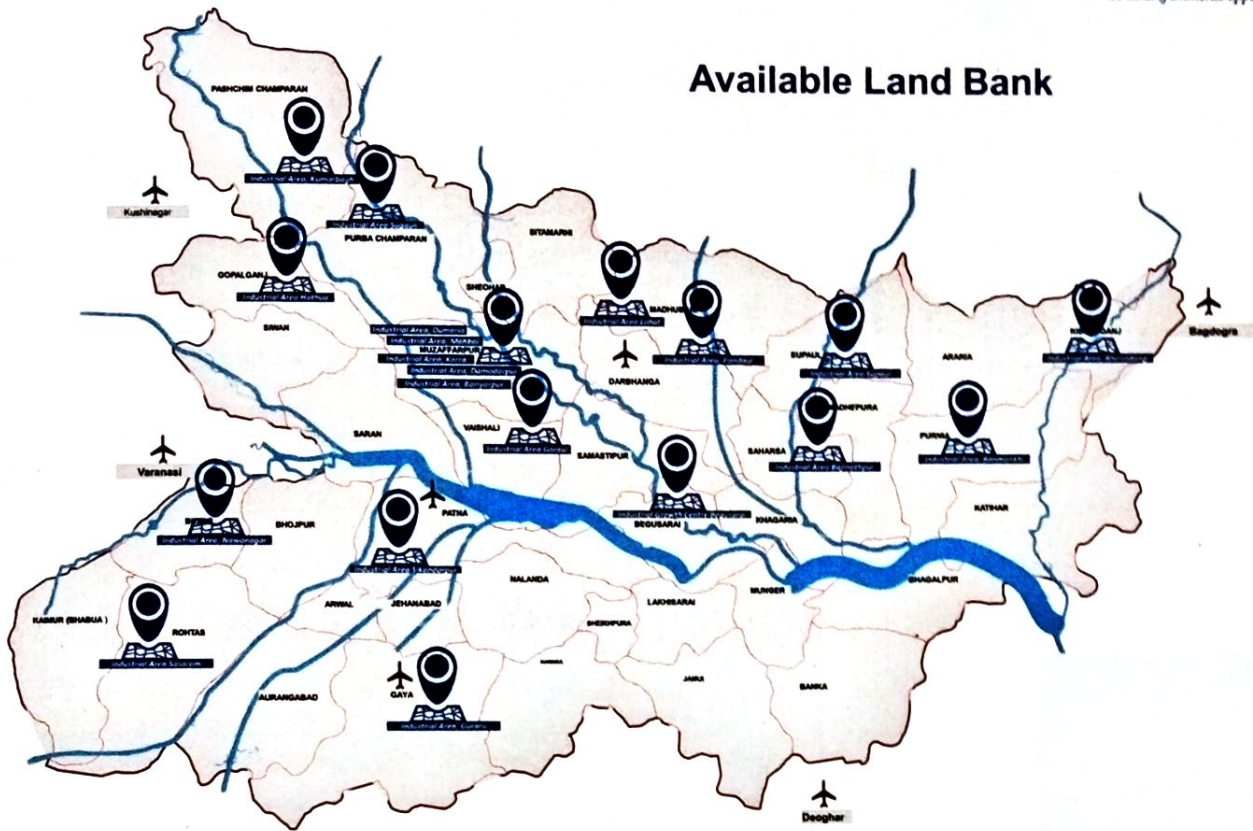
* Land availability figure may change

Land availability along with leasing rates(Status as on September 2022)

S No	Name of Industrial Area	Name of District	Available Land* (in acres)	Land rate (Lakh / acre)
11	Industrial Area Sugauli	East Champaran	56.94	36
12	Industrial Area Baijnathpur*	Saharsa	55.37	43
13	Industrial Area Goraul Phase-I & Phase-II	Vaishali	51.33	72
14	IA Sasaram	Rohtas	48.04	49
15	Industrial Area, Sikandarpur	Patna	38	200
16	Industrial Area Dumaria	Muzaffarpur	36.69	62
17	Industrial Area Bhediadangi	Kishanganj	34.87	35
18	Industrial Area Korra	Muzaffarpur	32.86	35
19	Industrial Area Guraru	Gaya	27.36	37
20	Industrial Area, Pandaul	Madhubani	20.63	45

* Land availability figure may change

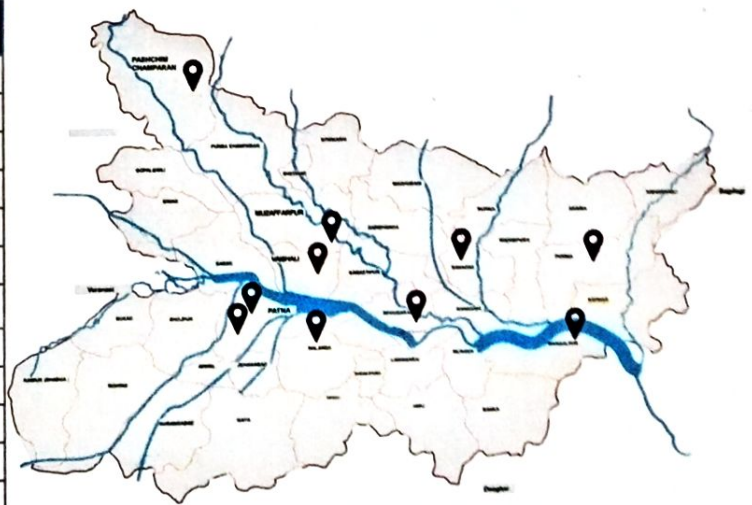
Available Land Bank



Plug & Play Infrastructure

13 Plug & Play Infrastructure in 9 District

S.No.	Industrial Area	District	Area (in lakh Sq.ft.)
1	Sikandarpur	Patna	4.5
2	Fatuha		1.12
3	Patliputra		0.7
4	Bihta		0.5
5	Muzaffarpur	Muzaffarpur	4.2
6	Begusarai	Begusarai	3
7	Kumarbagh	West Champaran	2
8	Maranga	Purnea	2
9	Goraul	Vaishali	2.5
10	Hajipur		1.4
11	Bhagalpur	Bhagalpur	1.2
12	Bajnathpur	Saharsa	0.6
13	Biharsharif	Nalanda	0.3
Total			24






Plug & Play Infrastructure in 9 Districts



Snapshot of Incentives for Textile & Leather Units

Key Incentives under Bihar Industrial Investment Promotion Policy 2016

 Interest subvention	Up to 12% & INR 20 Cr
 Tax related incentives	100% reimbursement of SGST
 Skill Development	Up to INR 20,000



Customized Incentive Package

Investment in Plant & Machinery above INR 500 Crores
Employment > 500 persons

Bihar Textile & Leather Policy 2022

Capital Investment

15% up to INR 10 Cr.

Employment Generation

Up to INR 5000 per month/employee

Power Tariff

INR 2 per unit

Freight reimbursement






30% of the freight charges up to INR 10 Lakh

Patent Registration Subsidy

50% of the expenditure incurred up to a maximum of INR 10 Lakhs per patent

Snapshot of Incentives for Start-up

Key Incentives under Bihar Start-up Policy 2022

 Seed funding	Up to INR 10 Lakhs as Interest free loan for 10 years
 Early-Stage funding	2% on raising investment from state registered angel investors
 Matching Loan	<ul style="list-style-type: none">▶ Loan of 100% raised from renowned Angel groups / SEBI registered Category -I AIFs (max of INR 50 Lakh)▶ RoI: 5% pa and EMI to be paid in 7 years after a moratorium of 2 years
 Acceleration Program	Up to INR 3 Lakhs
 Patent	Bear all expenses towards filing



invest
BIHAR
A land of immense opportunities

Key Players In Bihar



What are we offering



Plug and Play facilities



Guided tours to available plots and Plug and Play facilities in Bihar



Full support for opportunity assessment



Single Window Clearance: You will just apply for clearances, We follow up in weekly meetings



Support for bank linkages



3-6 Months of Training support





Thank You



invest
BIHAR
A land of immense opportunities

Department of Industries, Government of Bihar
Vikas Bhawan, Patna, Bihar

Email: prsecy.ind-bih@nic.in
Whatsapp: 9473191466

For more details, Please contact:
📞 +91-73209 23201/05/08



उद्योग विभाग

DEPARTMENT OF INDUSTRIES, GOVERNMENT OF BIHAR